

This quick reference guide (QRG) provides instructions on how to **view your Interim (mid-term) and Final Grades in Workday**. Grades will become visible once they have been successfully submitted by your instructor in Workday. The timing of grade availability will vary based on your **program and institution**.

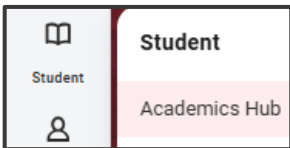
Please note that not all institutions require instructors to submit **Interim grades** (mid-term), so those grades may not be available depending on your institution's grading practices.

To view your **Interim or Final Grades**, complete the following steps.

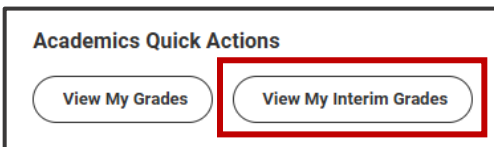
## VIEW INTERIM GRADES

To view your Interim Grades, from the Workday Home page:

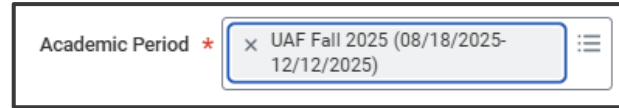
1. Hover over the **Student** icon on the lefthand menu.
2. Then select **Academics Hub** from the list.




3. Click the **View my Interim Grades** button.




4. Select the **Academic Period** you wish to view from the dropdown list.



 **Note:** If no options appear on your dropdown list, then no Interim Grades have been entered yet on your account.

5. Click **OK** to view your **Interim Grades**.

Course	Grade	Grade Date
MATH 11003 - COLLEGE ALGEBRA	A	09/29/2025

 **Note:** If a course has no grade listed, that means an Interim Grade has yet to be submitted. If a course has multiple grades listed, the Grade Date Column can be used to determine which grade is the most recent.

## VIEW FINAL GRADES


To view your Final Grades, from the Workday Home page:

1. Hover over the **Student** icon on the lefthand menu.
2. Then select **Academics Hub** from the list.
3. Click **View my Grades**.



4. Select the **Academic Period** you wish to view from the dropdown list.



 Note: If no options appear on your dropdown list, then no Grades have been entered yet on your account.

5. Click **OK** to view your **Grades**.

Course	Course Title	Units	Grade
ISYS 11203 - BUSINESS APPL KNOWLEDGE	Business Application Knowledge - Computer Competency	3	A



Note: If you have Grades from multiple different Academic Periods you can switch between periods using the change selection button beside View My Grades at the top of the page. Click the button, remove the currently selected academic period, and then select the new desired period from the list.

